
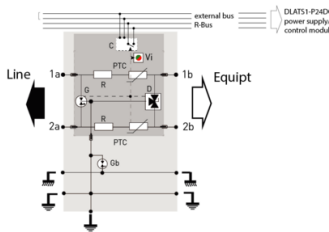
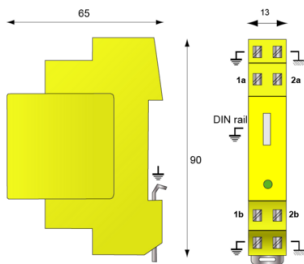




CITEL DLAWTS1-12D3/R



- ↳ Hybrid SAD-GDT Technology
- ↳ UL497B LISTED
- ↳ 20kA I_{max}
- ↳ 5kA I_{mp}
- ↳ 5kA I_n
- ↳ Modular with Fault Indicator
- ↳ 2W+SHIELD+G



G: 3-electrode gas tube
 Gb: 2-electrode gas tube
 PTC: Thermal resistor
 R: Resistor
 D: Clamping diode
 Vi: Indicator

Electrical Characteristics

Insertion loss		< 1 dB
Max. load current	IL	300 mA
Max. discharge current (max. withstand @ 8/20 μs by pole)	I _{max}	20 kA
Protection mode(s)		Common/Differential mode
Impulse current (2 x 10/350μs Test - D1 Category)	I _{imp}	5 kA
Nominal discharge current(8/20μs Test x 10 - C2 Category)	I _n	5 kA
DATA SPD TYPE		UL497B LISTED
VOLTS	(V)	48
WIRES		2W+SHIELD+GROUND
LINE CURRENT MAX	(A)	0.3
AMBIENT MIN	(C)	-50
AMBIENT MAX	(C)	+85
RESIDUAL VOLTAGE	(V)	70
MCOV	(V)	60/72/72
IN(10 impulses 8/20μs)	(kA)	5.0000
IMAX(8/20μs)	(kA)	20
DATA SPEED	(bps)	10/100

Mechanical Characteristics

Technology		GDT+Clamping diode+PTC (thermal resistor) + Resistor
Connection to Network		Spring terminal: cross section 0.4-1.5 mm ²
Mounting		Symmetrical rail 35 mm (DIN 60715)
Housing material		Thermoplastic UL94 V-0
Operating temperature	T _u	-40/+85°C
Protection rating		IP20
Dimensions		See diagram
Weight		0.063 kg
TECHNOLOGY		SAD-GDT
NETWORK CONFIGURATION		1 Channel (2W+SHIELD+G)
CONNECTION METHOD		Screw Terminal (16-22AWG)
MOUNTING		DIN RAIL
MATERIAL		Thermoplastic UL94-V0
NEMA RATING (IP RATING)		NEMA 2 (IP20)
DIMENSIONS		See diagram (mm)
WEIGHT		0.30 lbs
SPARE PART		DLASM-48D3

Standards

Standards compliance		IEC 61643-21 / EN 61643-21 / UL497A
UL STANDARD		UL497B
UL CATEGORY		QVQG
UL FILE NUMBER		E184939
STANDARDS		IEC 61643-11, NOM-003-SCFI-2014, NOM-001-SCFI-1993
ENVIRONMENTAL STANDARDS		ROHS

Part number

6421024

