



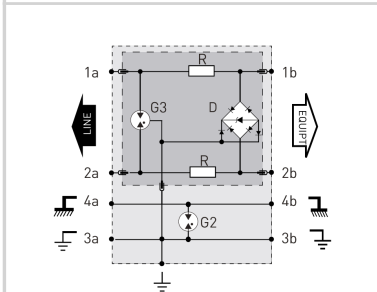
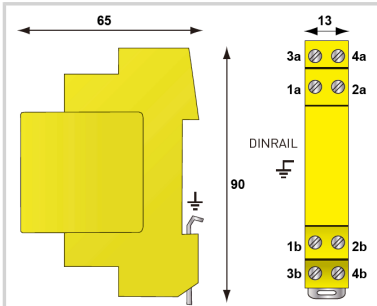
# CITEL

## UL497B LISTED - I<sub>max</sub> 20kA - I<sub>n</sub> 5kA - Modular

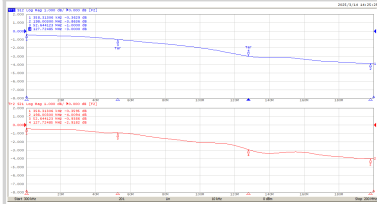
### DLAW-48D3



- Hybrid Technology
- UL497B LISTED
- 20kA I<sub>max</sub> (1x 8/20us)
- 5kA I<sub>imp</sub> (2x 10/350us)
- 5kA I<sub>n</sub> (10x 8/20us)
- Modular
- 2W+SHIELD+G



**G:** 3-electrode gas tube  
**Gb:** 2-electrode gas tube  
**R:** Resistor  
**D:** Clamping diode



Electrical Characteristics		
Network		ISDN, 48 V line
Nominal line voltage	Un	48 V
Max. DC operating voltage	Uc	53 Vdc
Cut-off frequency -3dB, 100 ohm system	f max.	> 115 MHz
Cut-off frequency -1dB, 100 ohm system	f max.	> 50 MHz
Max. load current @25°C	IL	300 mA
Max. discharge current max. withstand @ 8/20 μs by pole	I <sub>max</sub>	20 kA
Nominal Discharge Current, X-C (Line/Earth) 8/20μs Test x 10 - C2 Category	In L/PE	5 kA
Protection Level C3 (10/1000μs), 300 applications@10 A, Y-Y (Line/Line)	Up	70 V
Protection Level C3 (10/1000μs), 300 applications@10 A, Y-C (Line/Earth)	Up	70 V
Impulse current D1 (10/350μs), 2 applications, X-C (Line/Earth)	I <sub>imp</sub>	5 kA
Line resistance (± 10%)		4.7 Ohm
Mechanical Characteristics		
Technology		GDT+TVS diode
Connection to Network		By screw terminal: cross section 0.5-2.5mm <sup>2</sup>
Format		Plug-in DIN box
Mounting		Symmetrical rail 35 mm (EN 60715)
Operating temperature	Tu	-40/+85°C
Protection rating		IP20
Failsafe mode		Short-circuit
With line cut-off in case of removal plug-in module		Yes
NETWORK CONFIGURATION		1 pair
MATERIAL		Thermoplastic UL94-V0
DIMENSIONS		See diagram
SPARE PART		DLAWM-48D3
Standards		
Certification		UL Listed
Environmental standards		EU RoHS
UL STANDARD		UL497B
UL CATEGORY		QVGQ
UL FILE NUMBER		E184939
STANDARDS		IEC 61643-11, NOM-003-SCFI-2014, NOM-001-SCFI-1993
Part number		
<b>640804</b>		

