




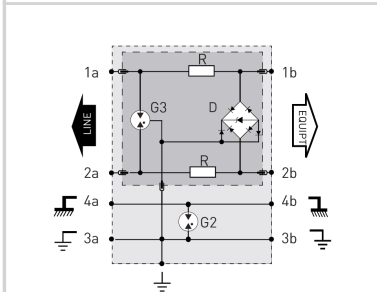
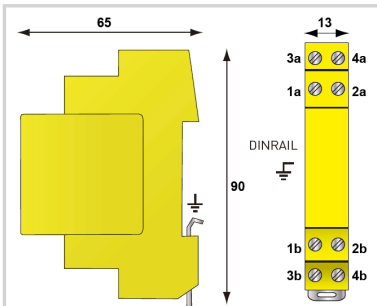
CITEL

UL497B LISTED - I_{max} 20kA - I_n 5kA - Modular

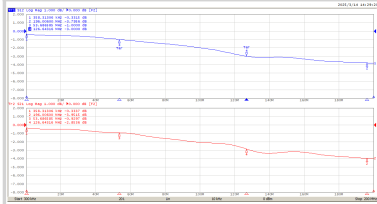
DLAW-24D3



- Hybrid Technology
- UL497B LISTED
- 20kA I_{max} (1x 8/20us)
- 5kA I_{imp} (2x 10/350us)
- 5kA I_n (10x 8/20us)
- Modular
- 2W+SHIELD+G



G: 3-electrode gas tube
Gb: 2-electrode gas tube
R: Resistor
D: Clamping diode



Electrical Characteristics		
Network		4-20mA, Liaison 24V
Nominal line voltage	Un	24 V
Max. DC operating voltage	Uc	28 Vdc
Cut-off frequency -3dB, 100 ohm system	f max.	> 115 MHz
Cut-off frequency -1dB, 100 ohm system	f max.	> 50 MHz
Max. load current @25°C	IL	300 mA
Max. discharge current max. withstand @ 8/20 μs by pole	I _{max}	20 kA
Nominal Discharge Current, X-C (Line/Earth) 8/20μs Test x 10 - C2 Category	In L/PE	5 kA
Protection Level C3 (10/1000μs), 300 applications@10 A, Y-Y (Line/Line)	Up	40 V
Protection Level C3 (10/1000μs), 300 applications@10 A, Y-C (Line/Earth)	Up	40 V
Impulse current D1 (10/350μs), 2 applications, X-C (Line/Earth)	I _{imp}	5 kA
Line resistance (± 10%)		4.7 Ohm
Mechanical Characteristics		
Technology		GDT+TVS diode
Connection to Network		By screw terminal: cross section 0.5-2.5mm ²
Format		Plug-in DIN box
Mounting		Symmetrical rail 35 mm (EN 60715)
Operating temperature	Tu	-40/+85°C
Protection rating		IP20
Failsafe mode		Short-circuit
With line cut-off in case of removal plug-in module		Yes
NETWORK CONFIGURATION		1 pair
MATERIAL		Thermoplastic UL94-V0
DIMENSIONS		See diagram
SPARE PART		DLAWM-24D3
Standards		
Certification		UL Listed
Environmental standards		EU RoHS
UL STANDARD		UL497B
UL CATEGORY		QVGQ
UL FILE NUMBER		E184939
STANDARDS		IEC 61643-11, NOM-003-SCFI-2014, NOM-001-SCFI-1993
Part number		
640803		

