

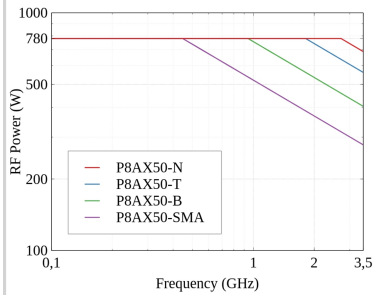
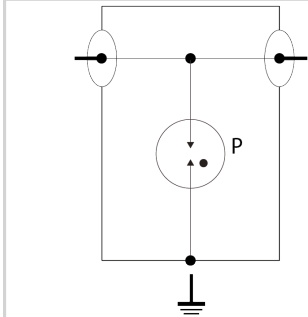
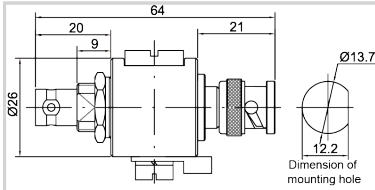


P8AX50-B/MF

CITEL



►4GHz Bi-Directional Coaxial Surge Protector - High Energy GDT Technology - Low Insertion Loss - Field Replaceable GDT - Waterproof Design - DC Pass - UL497E Listed



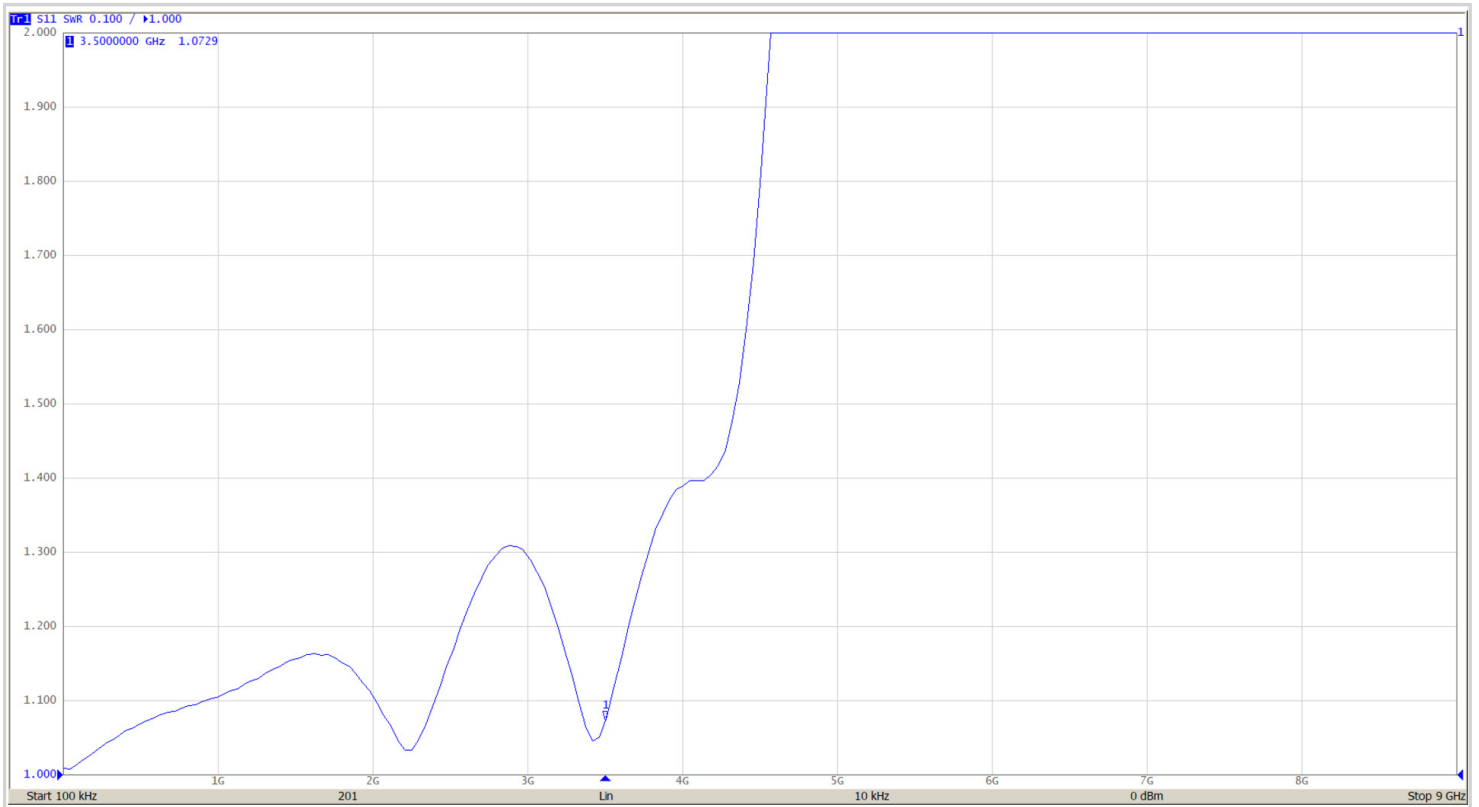
| Características eléctricas | | | |
|---|-------|----------------------------------|--|
| Tensión DC máx. de operación | Uc | 400 Vdc | |
| Gama de frecuencia | f | DC-3.5 GHz | |
| Perdida de inserción | | < 0.2 dB | |
| Return loss | | > 20 dB | |
| Impedancia | | 50 ohms | |
| VSWR - ROE | | <1.2:1 | |
| Corriente máx. De línea @25°C | IL | 10 A | |
| Corriente de descarga máxima | Imax | 20 kA | |
| Capacidad máx. En onda 8/20µs por polo | | | |
| Corriente de descarga nominal | In | 5 kA | |
| Prueba 8/20µs x 10 - categoría C2 | | | |
| Modo(s) de protección | | Modo común | |
| Nivel de protección @1kV/µs (C3) | Up | < 1200 V | |
| Corriente de choque | Iimp | 1 kA | |
| Prueba 10/350µs x 2 - categoría D1 | | | |
| Potencia máx. | | 404 W | |
| Típico dejar pasar la energía (50 ohms) entrada 4kV 1.2/50µs - 2kA 8/20µs | | 1100 µJ | |
| DC Pass | | Yes | |
| Resistencia de aislamiento | IR | ≥10 GOhms | |
| RF Power | W | 780.0000 | |
| Return Loss | db | 20 | |
| VSWR | :1 | <1.2:1 | |
| Max Total Discharge Current | kA | 20.0000 | |
| Max Discharge Current | kA | 20.0000 | |
| RF SPD TYPE | | UL497E LISTED | |
| TENSION | (V) | 48 | |
| AC/DC/DC PV/RF | | RF | |
| WIRES | | 1W+GROUND | |
| LINE CURRENT MAX | (A) | 10 | |
| AMBIENT MIN | (C) | -40 | |
| AMBIENT MAX | (C) | +85 | |
| IMAX | (kA) | 20 | |
| FREQUENCY RANGE | (GHz) | 0-4.0 | |
| INSERTION LOSS (@ FREQ) | (db) | <0.2 | |
| RETURN LOSS | (db) | 22 | |
| VSWR | | <1.25:1 | |
| Instalación | | | |
| Operating Temperature | °C | -45.0000 | |
| Operating Temperature | °C | 85.0000 | |
| Operating Temperature | °F | -50.0000 | |
| Operating Temperature | °F | 85.0000 | |
| Operating Relative Humidity | %RH | Can be submerged | |
| Operating Altitude | Ft | 2000.0000 | |
| Operating Altitude | Ft | 6500.0000 | |
| Housing/Enclosure material | | Cu, Zn, Sn plated Brass | |
| Mounting | | Bracket or Bulkhead through-hole | |
| IP Environmental rating | | IP65 | |
| NEMA Environmental rating | | NEMA 4 | |
| Installation Location | | Indoor / outdoor | |
| Spare part | | BB HF 500/20 | |
| Accesorio | | BK series mounting bracket | |
| Product Dimension | mm | 64.0000 | |
| Product Dimension | mm | 26.0000 | |



P8AX50-B/MF

CITEL

| | | |
|----------------------------------|----|--------------------------------------|
| Product Dimension | mm | 12.2000 |
| Product Dimension | In | 2.5200 |
| Product Dimension | In | 1.0200 |
| Product Dimension | In | 0.4800 |
| Miscelánea | | |
| Individual Pack | | No |
| Storage Temperature | °C | -40.0000 |
| Storage Temperature | °C | 85.0000 |
| Storage Temperature | °F | -40.0000 |
| Storage Temperature | °F | 85.0000 |
| Características mecánicas | | |
| Tecnología | | Descargador de gas |
| Conexión a la red | | Conector BNC Macho/Hembra |
| Montaje | | Pasamuros (3/4) |
| Temperatura de operación | Tu | -40/+85°C |
| Clase de protección | | IP65 |
| Modo de fallo | | Corto-circuito |
| Contact | | Bronce/Superficie Au-Ag |
| aislamiento | | PTFE |
| TECNOLOGIA | | GDT |
| FORMA DE CONEXION | | SERIES CONNECTOR, BI-DIRECTIONAL |
| MONTAJE | | BULKHEAD, OPTIONAL BRACKET |
| MATERIAL | | Housing-Cu, Zn, Sn plated Brass |
| NEMA RATING (IP RATING) | | NEMA 6P (IP67) |
| DIMENSIONS | | See diagram |
| WEIGHT | | 0.30 lbs |
| Normas | | |
| Normas ambientales | | EU RoHS |
| Conformidad RoHs | | Si |
| UL STANDARD | | UL497E |
| UL CATEGORY | | QVLA |
| UL FILE NUMBER | | E349646 |
| NORMAS | | NOM-003-SCFI-2014, NOM-001-SCFI-1993 |
| Código | | |
| 60107 | | |





P8AX50-B/MF

CITEL

