



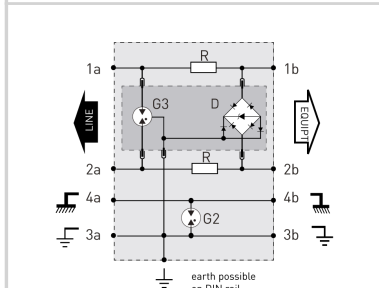
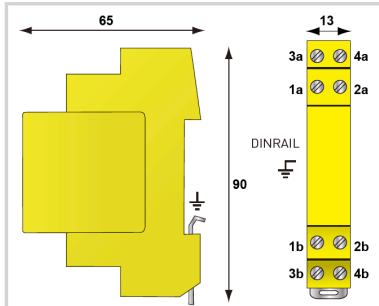
# CITEL

## UL497B LISTED - I<sub>max</sub> 20kA - I<sub>n</sub> 5kA - Modular

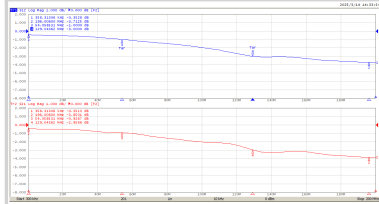
### DLA-12D3



- Hybrid GDT-TVS Technology
- UL497B LISTED
- 20kA I<sub>max</sub> (1x-8/20us)
- 5kA I<sub>imp</sub> (2x-10/350us)
- 5kA I<sub>n</sub> (10x-8/20us)
- Modular
- 2W+SHIELD+G



**G:** 3-electrode gas tube  
**Gb:** 2-electrode gas tube  
**R:** Resistor  
**D:** Clamping diode



Electrical Characteristics		
Network		RS232, RS485
Nominal line voltage	U <sub>n</sub>	12 V
Max. DC operating voltage	U <sub>c</sub>	15 Vdc
Cut-off frequency -3dB, 100 ohm system	f max.	> 115 MHz
Cut-off frequency -1dB, 100 ohm system	f max.	> 50 MHz
Max. load current @25°C	I <sub>L</sub>	300 mA
Max. discharge current max. withstand @ 8/20 µs by pole	I <sub>max</sub>	20 kA
Nominal discharge current C2 Category	I <sub>n</sub>	5 kA
Protection Level C3 (10/1000µs), 300 applications@10 A, Y-Y (Line/Line)	U <sub>p</sub>	30 V
Protection Level C3 (10/1000µs), 300 applications@10 A, Y-C (Line/Earth)	U <sub>p</sub>	20 V
Impulse current D1 (10/350µs), 2 applications, X-C (Line/Earth)	I <sub>imp</sub>	5 kA
Line resistance (± 10%)		4.7 Ohm
Mechanical Characteristics		
Technology		GDT+TVS diode
Connection to Network		By screw terminal: cross section 0.5-2.5mm <sup>2</sup>
Format		Din Rail Base-Plug-in Module
Mounting		Symmetrical rail 35 mm (EN 60715)
Operating temperature	T <sub>u</sub>	-40/+85°C
Protection rating		IP20
Failsafe mode		Short-circuit
NETWORK CONFIGURATION		1 pair (2W+Shield+G)
MATERIAL		Thermoplastic UL94-V0
DIMENSIONS		See diagram
SPARE PART		DLAM-12D3
Standards		
UL File Number		E184939
Certification		UL Listed
Environmental standards		EU RoHS
UL STANDARD		UL497B
UL CATEGORY		QVGQ
UL FILE NUMBER		E184939
STANDARDS		IEC 61643-11, NOM-003-SCFI-2014, NOM-001-SCFI-1993
Part number		
<b>6402011</b>		

